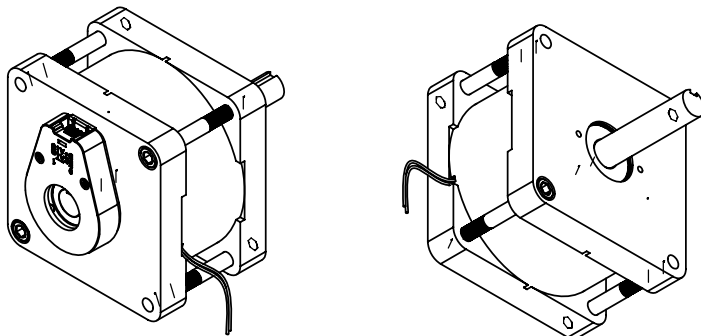
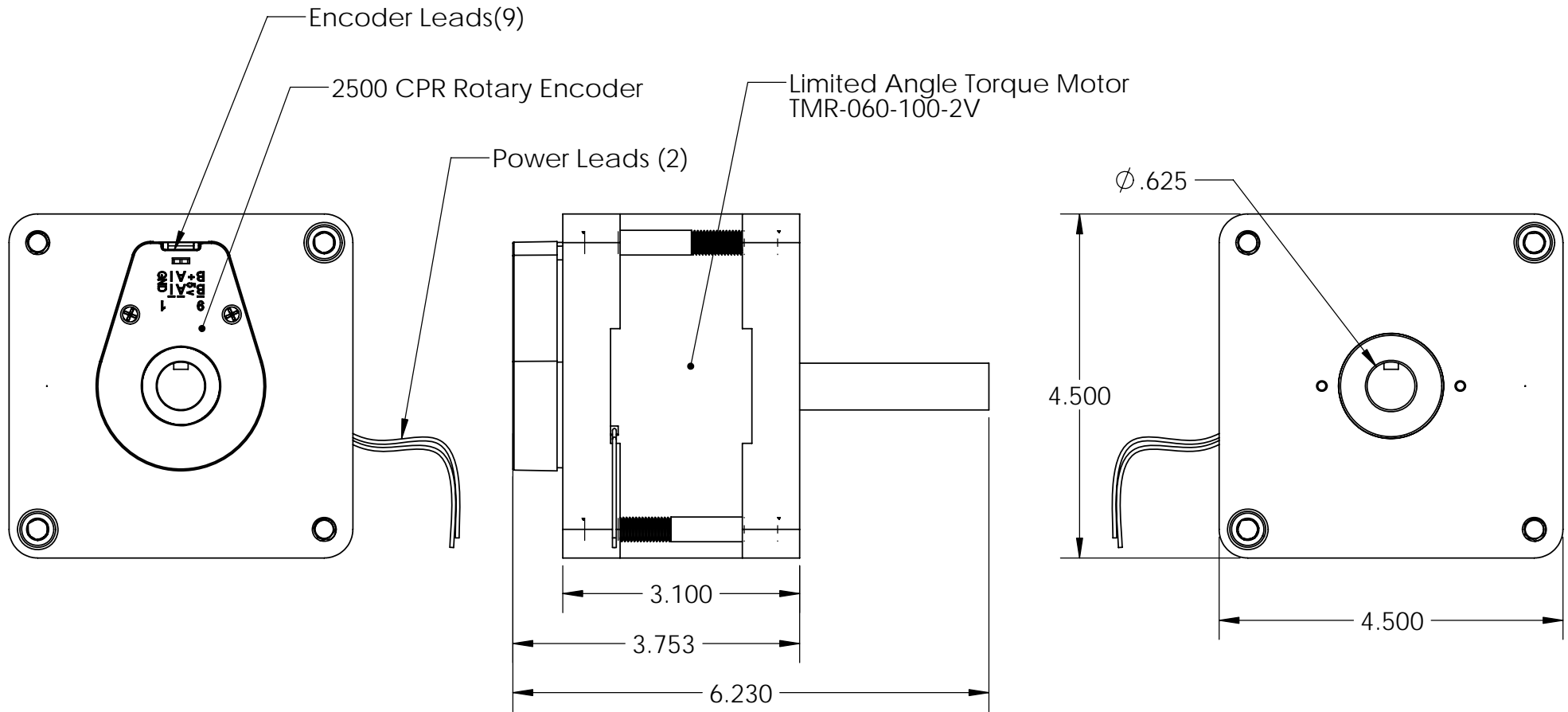


These drawings and specifications are the property of H2W Technologies, Inc. They are issued in confidence and shall not be reproduced, copied, or used without written permission from H2W Technologies, Inc. (www.h2wtech.com)



UNLESS SPECIFIED OTHERWISE:  
 All dimensions are in inches  
 Standard Tolerances are as follows  
 .XXX ±.005 ANGLES ±1°  
 .XX ±.010 FILLETS .010  
 .X ±.020 CORNERS .010  
 Remove All Burrs and Sharp Edges

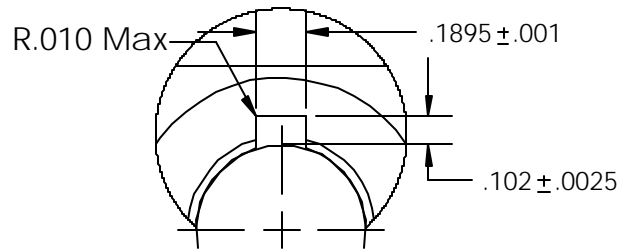
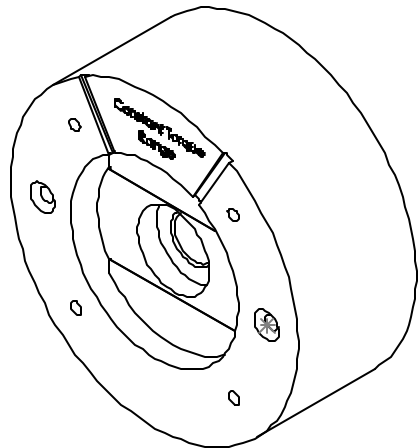
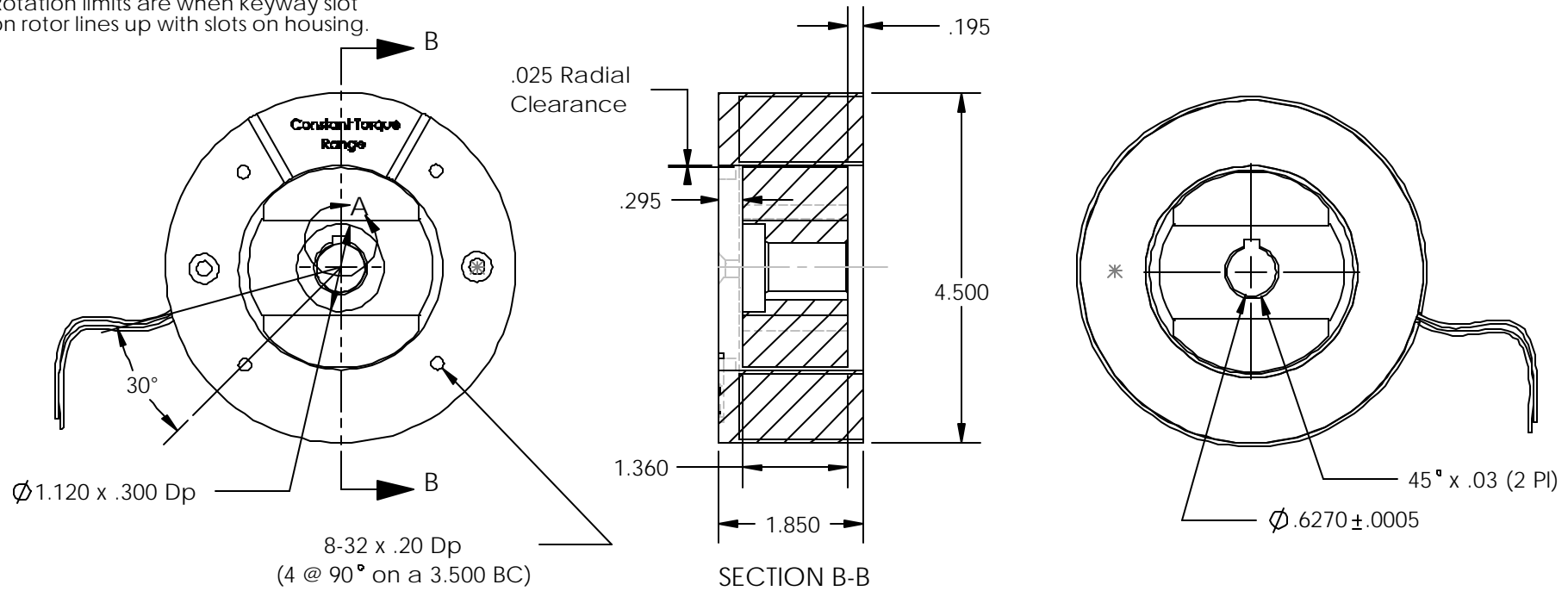
MATERIAL			
FINISH			
DRAWN	DATE	APPROVED	DATE
JRM	12-21-11	MPW	12-21-11

TITLE		
Closed Loop Limited Angle Torque Motor TMR-060-100-2SBE		
DWG #	REV	SHEET
80-0252		1 of 1

**H2W Technologies, Inc.**  
 26470 Ruether Ave. #102 Santa Clarita, CA 91350 USA  
 Tel: (661)251-2081 Fax: (661)251-2067  
 www.h2wtech.com

These drawings and specifications are the property of H2W Technologies, Inc. They are issued in confidence and shall not be reproduced, copied, or used without written permission from H2W Technologies, Inc.

Note:  
Rotor shown in mid rotation position  
Rotation limits are when keyway slot on rotor lines up with slots on housing.



DETAIL A  
SCALE 1.5 : 1

Torquer Specifications:  
60° of constant torque  
100 oz-in continuous torque  
300 oz-in peak torque  
Coil Resistance TBD

**H2W Technologies, Inc.**

28310-C Ave Crocker Valencia, CA 91355 USA  
Tel: (661)-702-9346 Fax: (661)-702-9348  
www.h2wtech.com

UNLESS SPECIFIED OTHERWISE: All dimensions are in inches Standard Tolerances are as follows XXX .005 ANGLES ±1° XX .010 FILLETS AND X .020 CORNERS .010 Remove All Burrs and Sharp Edges				MATERIAL		TITLE <b>Limited Angle Torque Motor P/N TMR-060-45-100-2V</b>	
				FINISH		DWG # <b>80-0014</b>	
DRAWN MPW	DATE 2-13-02	APPROVED FGW	DATE 2-13-02	REV <b>A</b>		ECN <b>1077</b>	